

Looked After Children Analysis

Produced by the Performance Team

October 2016

LAC Position as at 30th September 2016

There were **436** children looked after at the end of September; **7% increase** since March 2016.

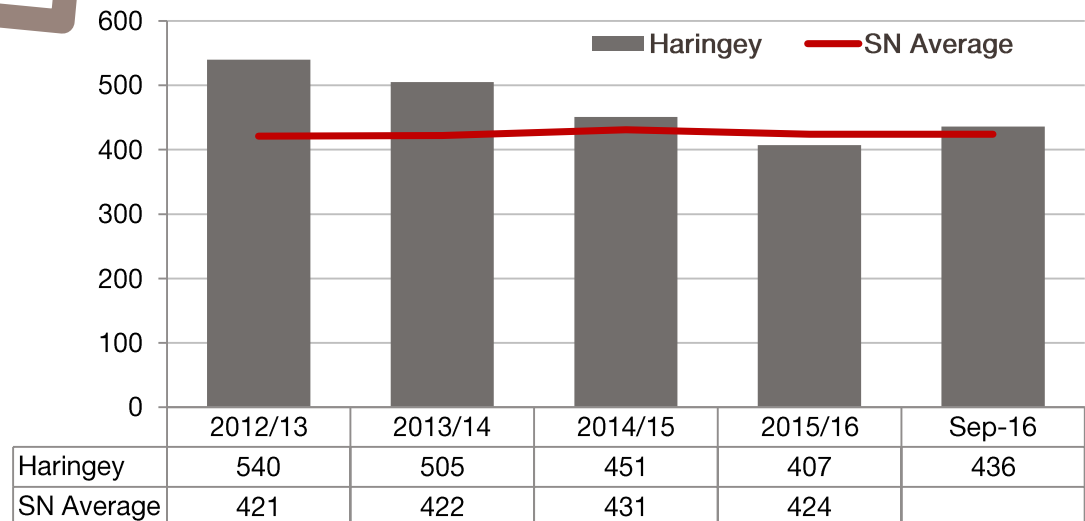
LAC Rate:

Haringey's rate of LAC per 10,000 population was **67** at year ending 2015-16 – in line with our statistical neighbour average (67).

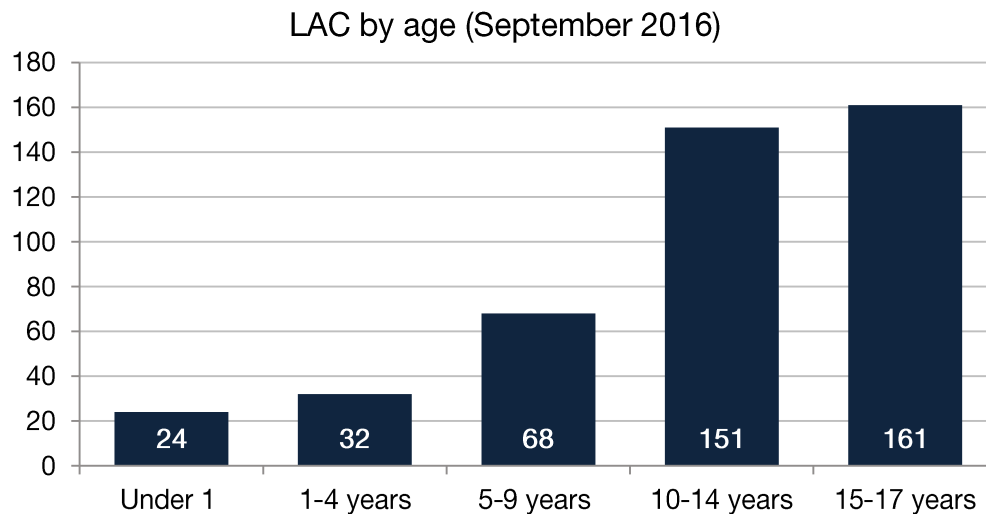
Haringey's position at the end of September was **72**.

At the end of 2015/16, the number of looked after children in Haringey was below the statistical neighbour average although the rate per 10,000 was in line. There has since been an increase positioning the current LAC number slightly above our comparative boroughs (424) and local target (420).

Number of Looked After Children



LAC by age, September 2016



The largest proportion (**37%**) of LAC at the end of September were aged between 15 and 17 years.

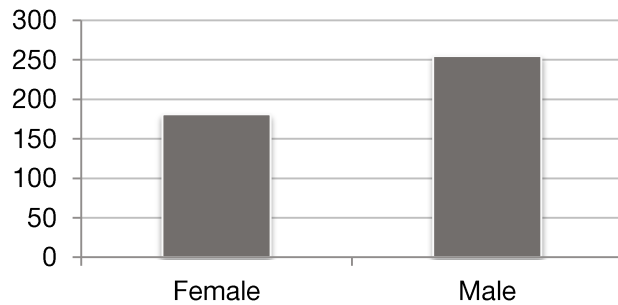
Since April 2016, **83** of those who became looked after, remained in care at the end of September. Of these (**35%**) were 15-17 years old.

Of all those aged 15-17 years, **41%** have been looked after for more than 4 years. **29%** have been in care for less than a year.

12 of 161 looked after 15-17 years olds were in care due to socially unacceptable behaviour; 9 of which have been in care less than a year.

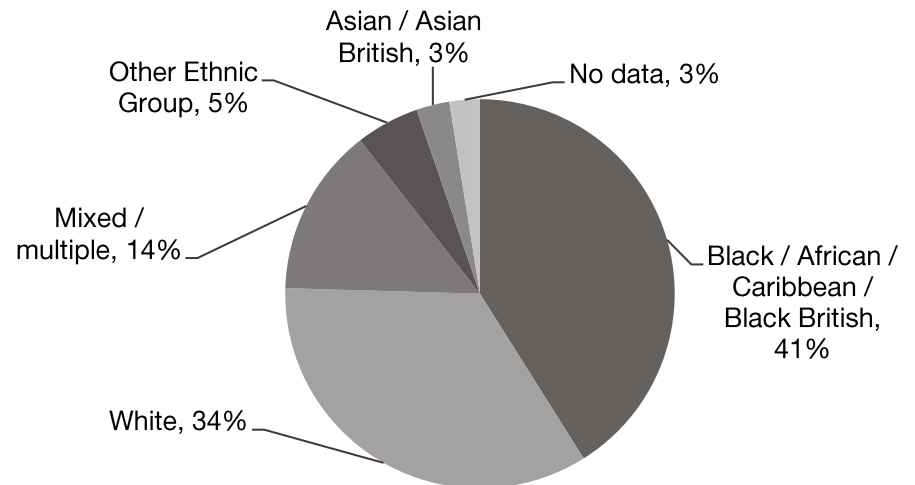
LAC by gender and ethnicity, September 2016

Majority of LAC were male (58%) whilst 42% were female



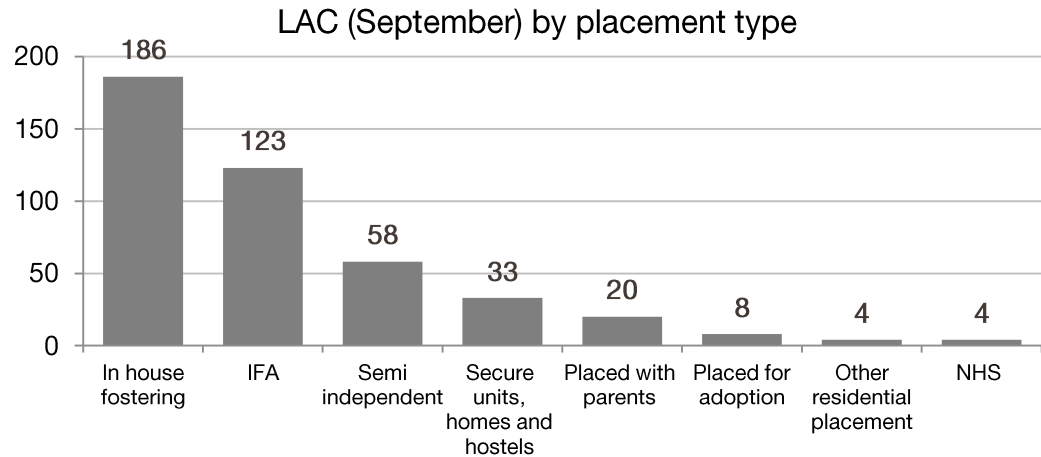
Of the males looked after, the most common category of need was abuse/neglect or *absent parenting* whereas females were mainly looked after due to abuse/neglect or *family dysfunction*.

Highest proportion of LAC at the end of September were Black/African/Caribbean/Black British.

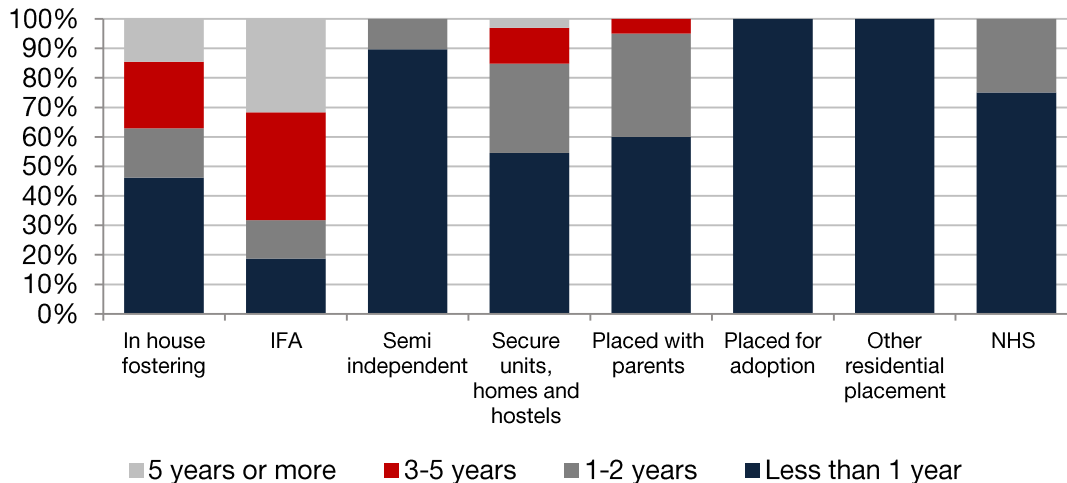


LAC by placement type, September 2016

Highest proportion of LAC were placed with in-house foster carers



LAC (September) by current placement type and length of time in placement

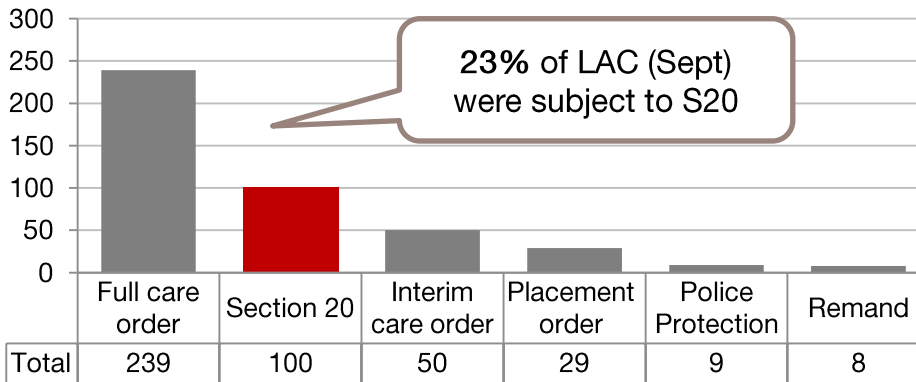


Majority of LAC in the same placement for 5 years or more were placed with foster carers.

Of these, 59% were IFA and 41% were in-house.

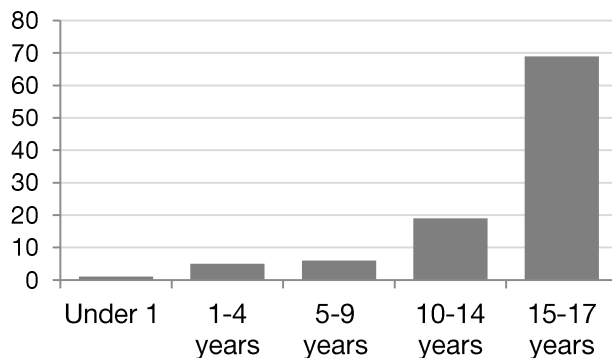
Children looked after under Section 20 (V2), September 2016

LAC by legal status

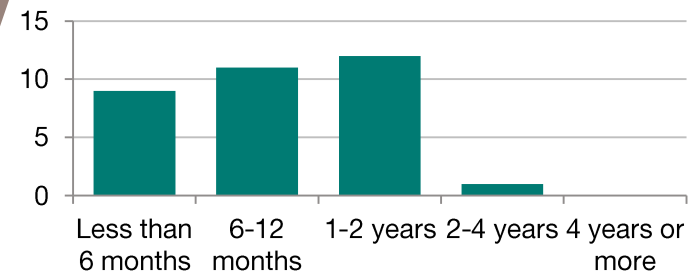


33 of 100 LAC subject to S20 were **Unaccompanied Asylum Seekers**; all above the age of 10 and majority (30) aged 15-17.

LAC subject to S20, by age

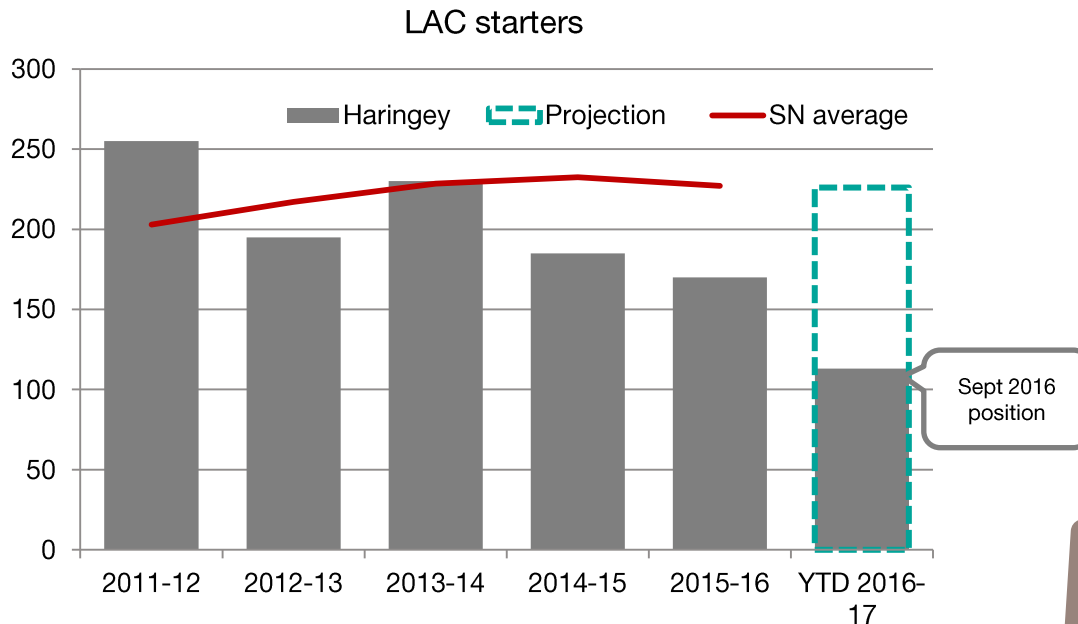


UASC, by length of time in care



The largest proportion (**69%**) of LAC subject to S20 were aged 15-17 years old

Children becoming looked after



Of the 113 children who became LAC in the YTD 2016-17, the largest proportion were subject to Section 20 (41%; 46 children). Of these, 10 children were UASC.

Over the years, there has been a national decline in the number of children under 1 becoming looked after; Haringey also saw this decline (13% in 2015-16 from 21% from 2012-13).

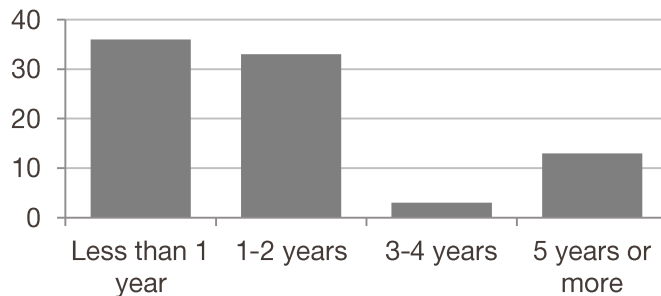
However, in the YTD 2016-17, 15% of children starting to be LAC were under 1.

The rate per 10,000 population for children becoming looked after in Haringey was 28 in 2015-16. Our SN average was 36.

Based on our current number of LAC starters between April and September 2016, the projection for 2016-17 is 37 LAC starters per 10,000 population (in line with our SN average).

Children ceasing to be looked after

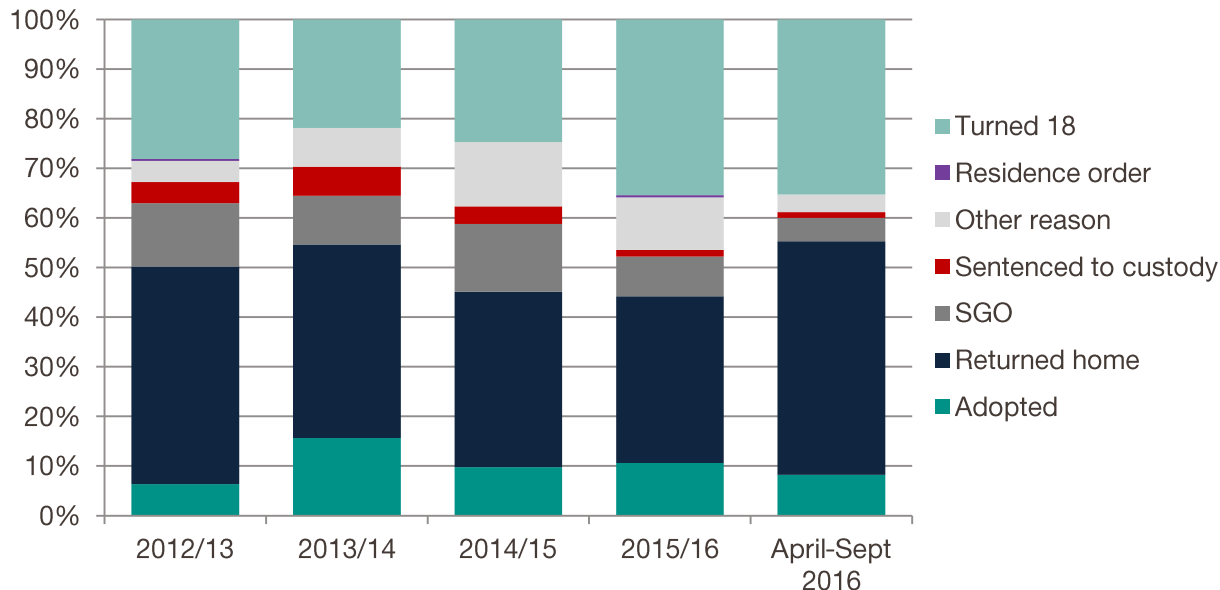
LAC ceased, April to Sept 2016, by length of time in care



In the year to September 2016, **85** children/ young people ceased to be looked after – 11 fewer than the same period last year.

Of those, that ceased, 42% were in care for less than 1 year; 15% were LAC for more than 5 years.

Ceased LAC by reason



There has been an increase in the percentage of LAC who returned home to their parents and those who ceased due to turning 18 over the last few years.